



District Report Card: 2017


State: West Bengal	District: Koch Bihar
Class: 8	Subject: Language
Schools: 51	Students: 1151


Participation/Coverage


Students

<div>GENDER</div> <div></div>	Boys		Girls	
	Number	%	Number	%
	487	42.31	664	57.69

<div>AREA</div> <div></div>	Rural		Urban	
	Number	%	Number	%
	1041	90.44	110	9.56

<div>CATEGORY</div> <div></div>	SC		ST		OBC		GEN	
	Number	%	Number	%	Number	%	Number	%
	674	58.56	6	0.52	335	29.11	136	11.82

<div>CWSN</div> <div></div>	LD	VI	HI	S&LD	ID	Oth
	2	0	0	3	2	12

<div>Management</div> <div></div>	Government		Government-aided	
	Number	%	Number	%
	186	16.16	965	83.84

Average Performance of Students in Language (%)

Overall	Gender		Area		Management		Social Group			
	Male	Female	Rural	Urban	Govt.	Aided	SC	ST	OBC	GEN
48.79	50.83	47.29	48.23	54.06	44.66	49.58	46.87	51.11	50.51	53.92

Performance on Learning Outcomes (LOs)

Learning Outcomes	Description	Average Performance(%)
L813	Read textual/non-textual materials with comprehension and identifies the details, characters, main idea and sequence of ideas and events while reading	48.79

Range of Performance of Students who Answered Correctly							
Below 30%		30% - 50%		50% - 75%		Above 75%	
Number	%	Number	%	Number	%	Number	%
258	22.42	352	30.58	398	34.58	143	12.42

Lowest Performing Learning Outcomes (LOs)

1 - Read textual/non-textual materials with comprehension and identifies the details, characters, main idea and sequence of ideas and events while reading (48.79)